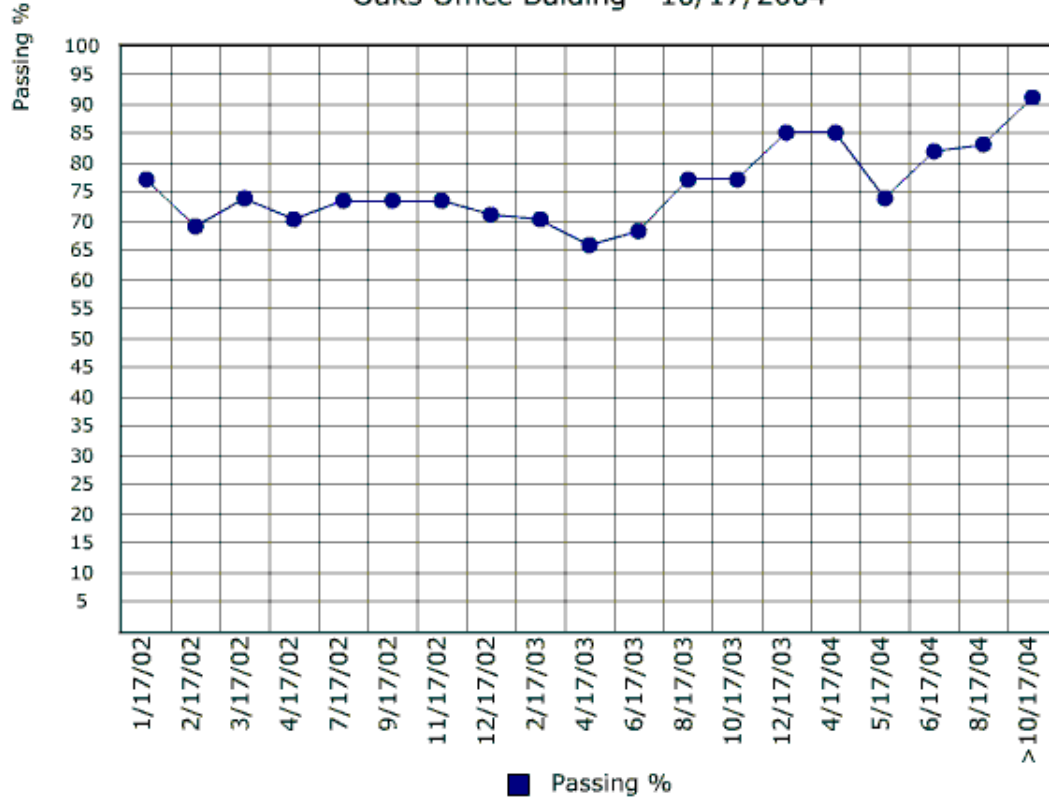


<b>Inspection Date/Time:</b>	10/17/2004 5:02:00 PM	<b>Inspected By:</b>	
<b>Site Name:</b>	Oaks Office Bulding		
<b>Notes:</b>	This was a <b>Full</b> inspection (more than 65% of areas were inspected).		
<b>Score:</b>	Out of the inspected areas the contractor passed <b>89 %</b> of the areas. When all defects are considered, <b>89 %</b> of the areas met or exceeded the expectations.		

**Full** | Partial

### Areas Passing (%) Oaks Office Bulding - 10/17/2004



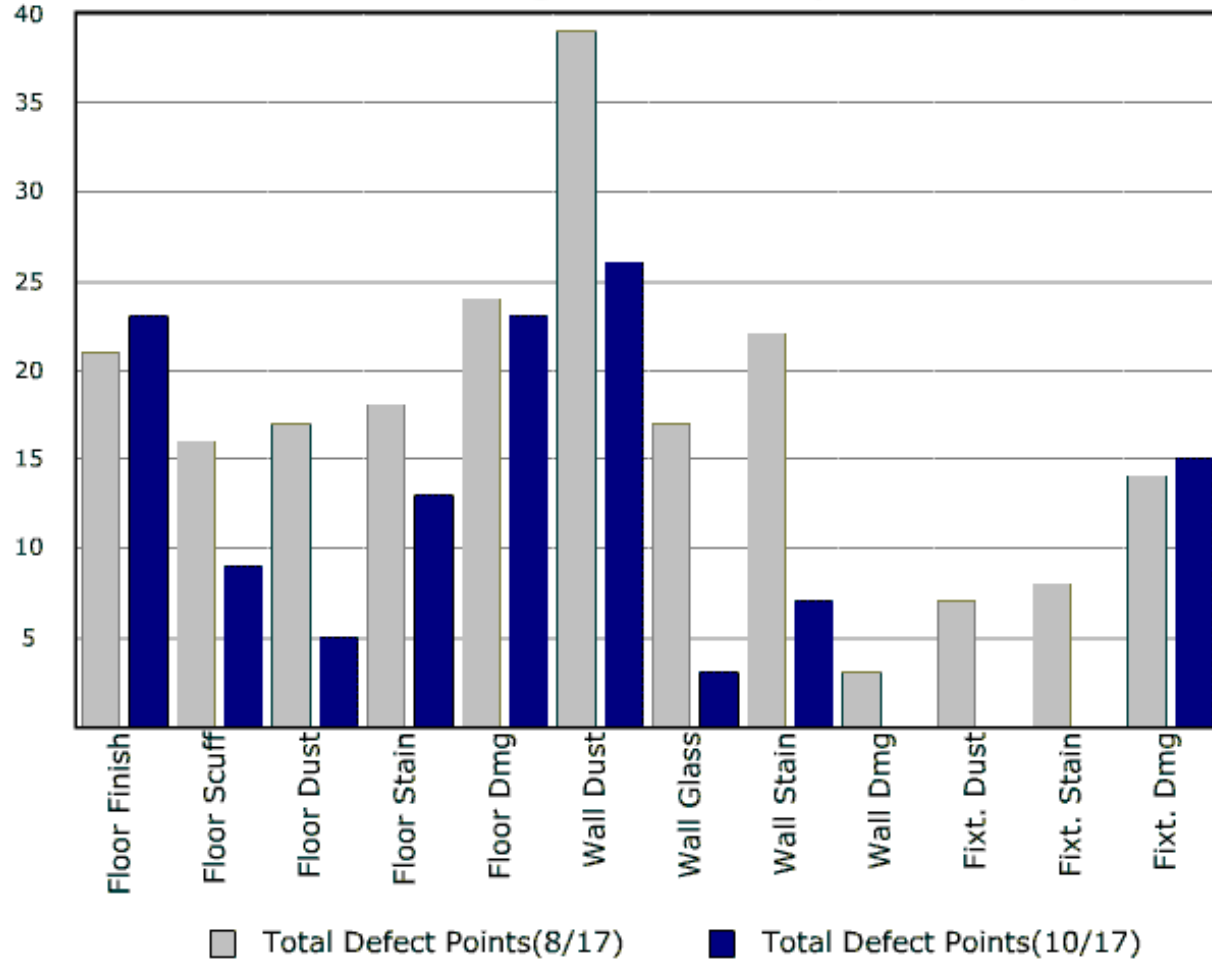
© 2001-2005 Green Leaf Mapping & Control Systems. All rights reserved.

The “Areas Passing(%)” report shows the percentage of areas that met your predefined expectations during the inspections. An increasing percentage (up trend on the chart) indicates that your expectations are being met more often.

Defect Pts

## Custodial Defects Summary

Oaks Office Bulding - 10/17/2004 (124 defect pts)






© 2001-2005 Green Leaf Mapping & Control Systems. All rights reserved.

The "Custodial Defect Summary" report shows the total defect points deducted for the various conditions spotted. The higher the bar gets the more serious the condition is across the site. Blue bars represent the current, gray bars represent the past inspections.

## Custodial Defects

Oaks Office Building - 10/17/2004

Area	Priority	Failed	Floor Finish	Floor Scuff	Floor Dust	Floor Stain	Floor Dmg	Wall Dust	Wall Glass	Wall Stain	Wall Damage	Fixt. Dust	Fixt. Stain	Fixt. Damage	 : Severe (Severo) - 3 points	 : Moderate (Moderado) - 2 points	 : Slight (Poco) - 1 point
															Select Report: <input type="text" value="All Failed Areas"/>		
3	A	X															
6	B	X															
10	A	X															
19	A	X															
25	C	X															
30	B	X															
45	A	X															
53	A	X															
58	C	X															
66	A	X															
84	B	X															
91	B	X															
92	B	X															
100	C	X															

Notes: Floor, wall and fixture damage defects not included in contractor evaluation.

© 2001-2005 Green Leaf Mapping &amp; Control Systems. All rights reserved.

The "Custodial Defects" report shows the observed conditions for each inspection area. Conditions are indicated with gray, dark gray and black colors, representing slight, moderate, and severe conditions. An area (a row on the report) with more conditions has lower quality.

**Work Orders**  
**Oaks Office Bulding - 10/17/2004**

	<b>Area</b>	<b>Defects Needing Action</b>	<b>Completion Date</b>	<b>Quote# (if extra charge)</b>	<b>Notes</b>
<b>1</b>	66	Severe Wall Dust			
<b>2</b>	91	Severe Wall Dust			
<b>3</b>	92	Severe Wall Dust			
<b>4</b>	84	Severe Wall Glass			
<b>5</b>	100	Severe Floor Damage			
<b>6</b>	25	Severe Floor Damage			
<b>7</b>	58	Severe Furniture Damage			
<b>8</b>	30	Moderate Floor Finish			
<b>9</b>	50	Moderate Floor Finish			
<b>10</b>	53	Moderate Floor Finish			
<b>11</b>	83	Moderate Floor Finish			
<b>12</b>	84	Moderate Floor Finish			
<b>13</b>	107	Moderate Floor Finish			
<b>14</b>	108	Moderate Floor Finish			
<b>15</b>	6	Moderate Floor Finish			
<b>16</b>	12	Moderate Floor Finish			
<b>17</b>	16	Moderate Floor Finish			

**The “Work Orders” report shows a listing of the observed moderate and severe conditions on the site. Conditions are listed in the order of severity. This report is designed to be used by custodial contractors to assign the high priority tasks to the crews.**